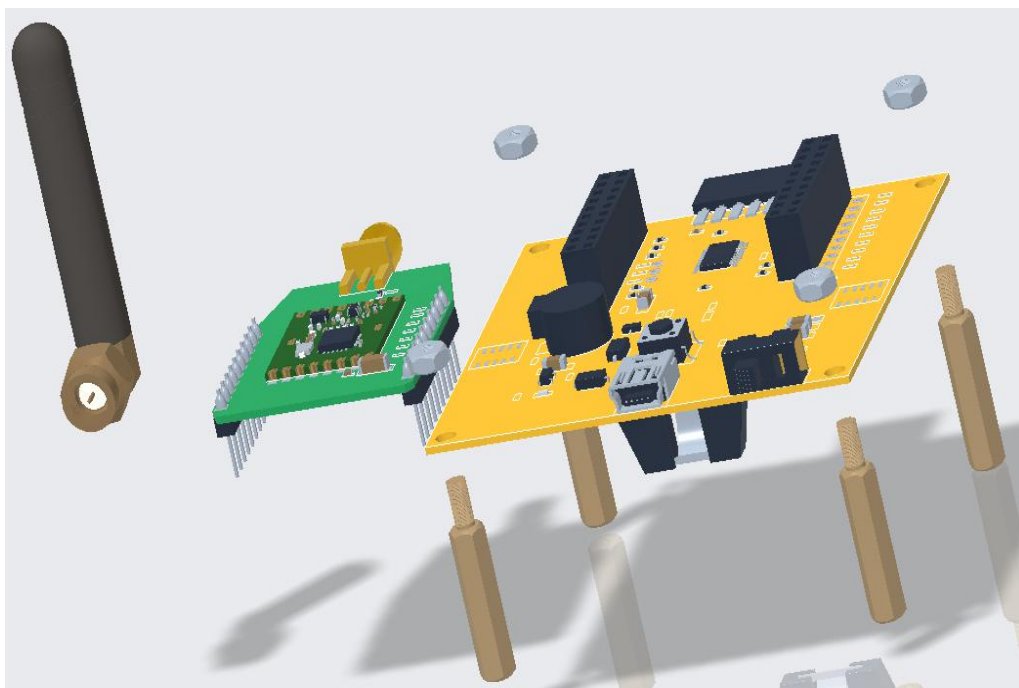
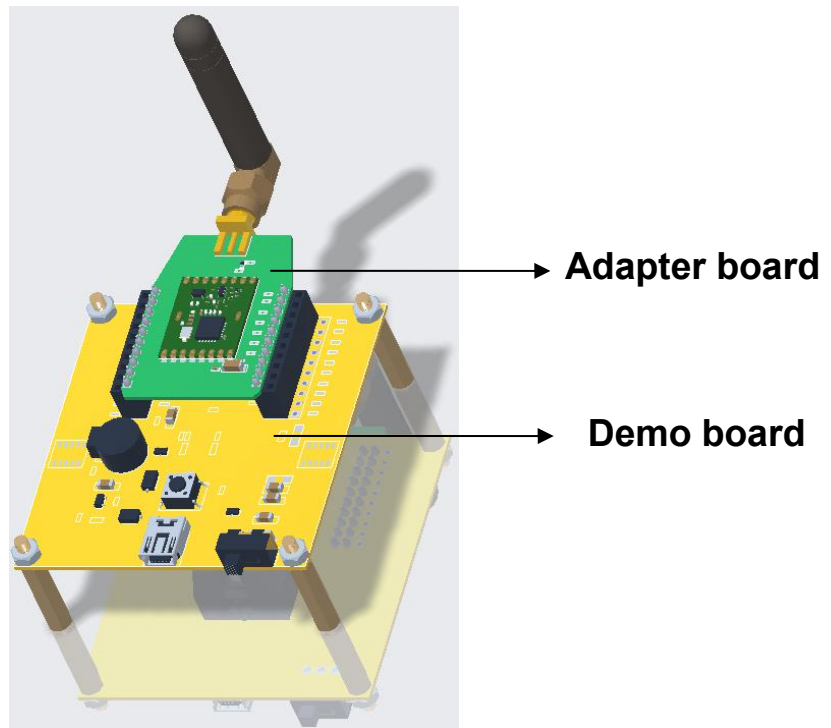


Demo Board User Manual



Contents	page
1, General description.....	3
2, Evaluation board features:	3
3, Hardware and dimension.....	4
3.1. Dimension.....	5
3.2. Power supply.....	5
4, Operation specification.....	5
4.1. Modes description.....	5
4.2. Modes operation instruction.....	6
4.3. Function keys operation.....	6
5, Ordering information.....	7
6, Contact us:	8

1. General description

DEMO_SX12M Demo board is plug and play, can directly demonstrate the module hardware performance including TX output power, current, RX sensitivity, quiescent current, frequency & RF range, etc.

DEMO board is equipped with rechargeable battery holder (LC16340 1300mAh, the client needs to buy the battery locally) and Mini USB socket, which enables power supply by both USB and battery. DEMO board has the buzzer & 2 LEDs indication, tact switch operation.

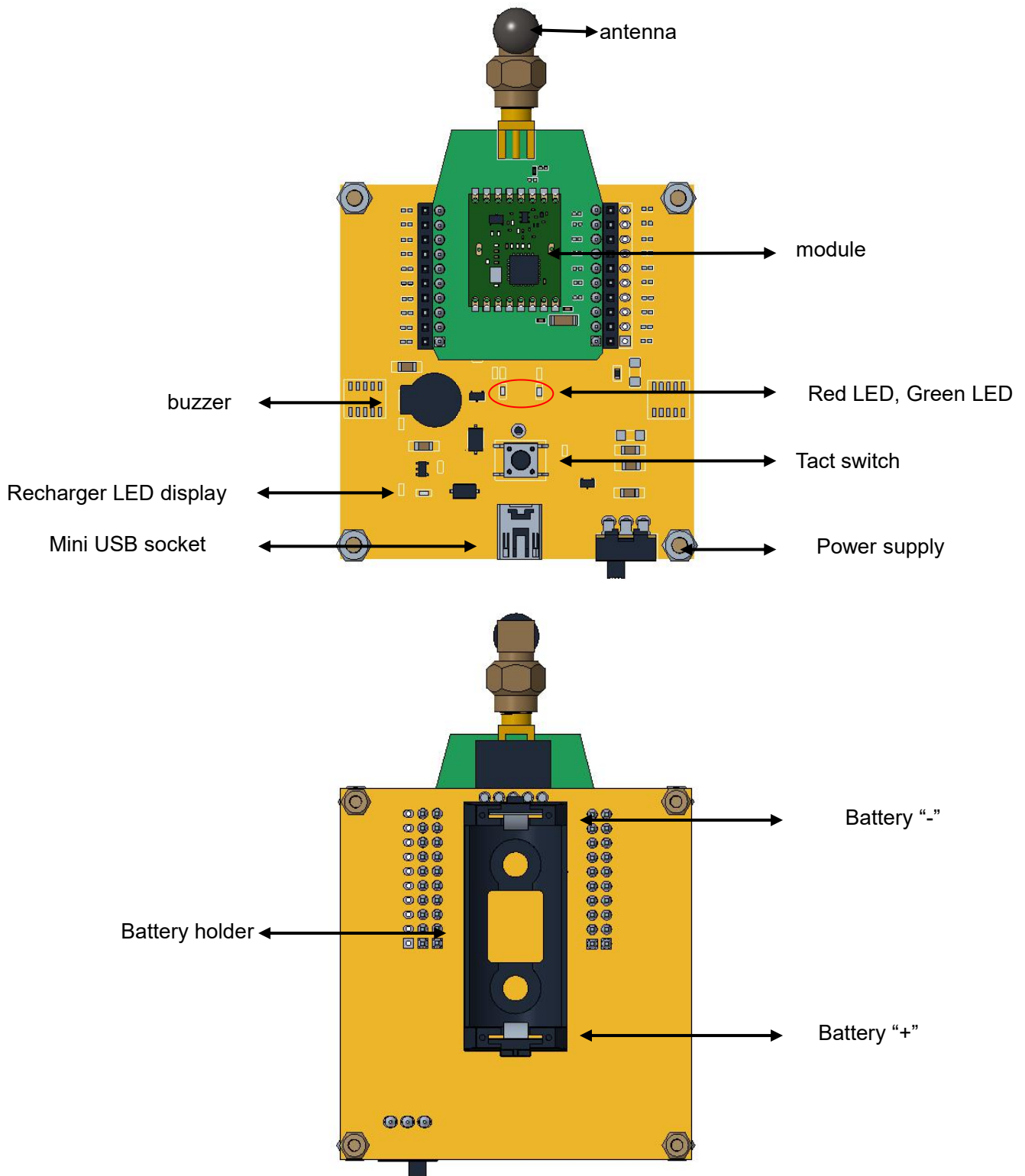
The demo board can be used to quickly evaluate the module function, with slight changes it can be directly applied into your product design.

DEMO_SX12M is default configured based on the ordered adapter board. If the configuration software needs to change, please contact with us.

2. Evaluation board features

1. Built-in 1P1T power switch;
2. Built-in Mini USB socket, 5V USB power supply or charging
3. Built-in LC16340 rechargeable battery holder, which can be powered by batteries and is convenient for field testing.
4. Single touch switch Function Operation
5. Under mode 1, TX output power, frequency, frequency deviation and TX current can be tested.
6. Under mode 2, RX sensitivity can be tested.
7. Under mode 3,4,5, it demonstrates the module's transmit/receive function and RF range.
8. Built-in buzzer indication.
9. 2 LEDs (red & green) indication for different work modes.
10. LED charger indication.
11. SMA connector & SMA antenna.
12. Fit to all LJ module's adapter board.

3. Hardware & dimension



3.1. Dimension

Main Board: DEMO_SX12M (61.94mm×65.52mm);

Adapter board: ADP-LJ1269H-433(29.59mm×40.2mm)

3.2. Power supply

3.7V-5V (recommend CR123A LC 16340 1300mAh 3.7V lithium battery)

4. Operation specification

4.1. Modes description

Mode 1: Long transmission mode,
used to test TX performance including output power, frequency, TX current.

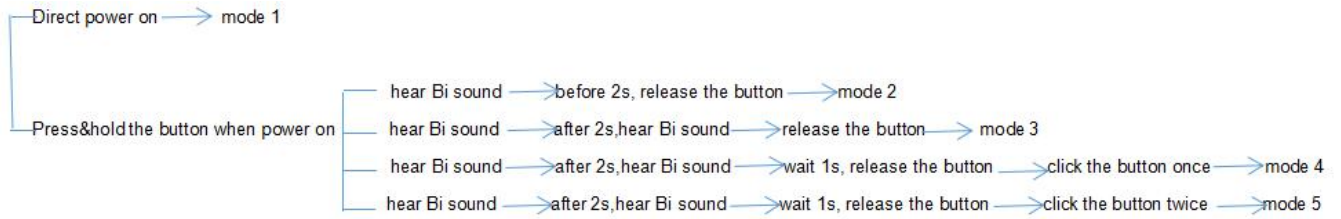
Mode 2: Long receiving mode,
used to test RX performance including RX sensitivity, Quiescent current.

Mode 3: transceiver mode,
In transceiver mode, the module transmit & receive, which demonstrate the transceiver function and RF range. (For transceiver module use only)

Mode 4: receiver mode,
In receiver mode, the module receives, which demonstrate the receiving function and RF range.
(for receiver module use only)

Mode 5: transmitter mode,
In transmit mode, the module transmit, which demonstrate the transmission function and RF range. (for transmitter module use only)

4.2 5 modes operation instruction



1. Mode 1:

- In long transmission mode, red LED light is on. When press the tact switch for 2s, the module don't transmission and red LED light flash once every second.

2. Mode 2:

- In long receiving mode, green LED light is on. When press the tact switch for 2s, the module enter into sleep, no receiving, green LED light flash once every second.

3. Mode 3:

In transceiver mode,

- when transmit, red LED light is on, when receive, green LED light is on.
- When transmit and receive successfully, RED LED and Green LED flash alternatively.
- When RED light keep flashing once every second, it tells the RF communication failed.

4. Mode 4:

- When receiving standby, the green LED light flash once every second.
- When the module receive and transmit well, the green LED and red LED will flash alternately if RF communication is built well.

5. Mode 5:

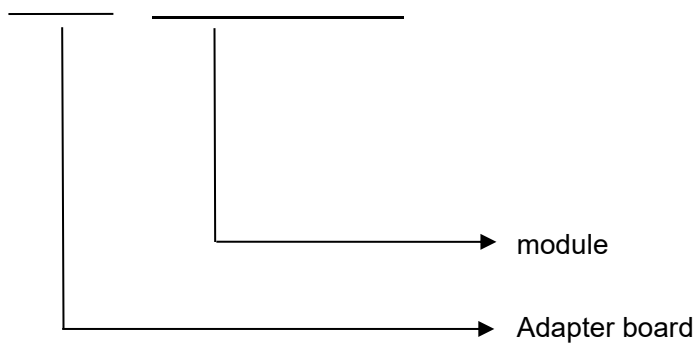
- In transmitter mode, the red LED light is on.

5. Ordering information

Kit contents:

- 2 DEMO_SX12M Demo board
- 2 ADP-LJ1269H-433 Adapter board (please change the adapter board Part number for different module)

ADP - LJ1269H – 433





6. Contact us

LJ ELECTRONICS TECHNOLOGY LIMITED

Address: The 2nd Floor (west side),JieAn Industrial Park, The 1st Industrial Road,

TuTang Village,ChangPing Town,DongGuan City, GuangDong, China

TEL: 0769-81096302 0769-81096303 FAX: 0769-81096306

E-mail: sales@ljelect.com

[Http://www.ljelect.com](http://www.ljelect.com)

All Rights Reserved. LJelect reserves the right to make changes without further notice to any products or data herein to improve reliability, function, or design. The information contained within is believed to be accurate and reliable. However, LJelect does not assume any liability arising out of the application or use of this information, nor the application or use of any product or circuit described herein.